

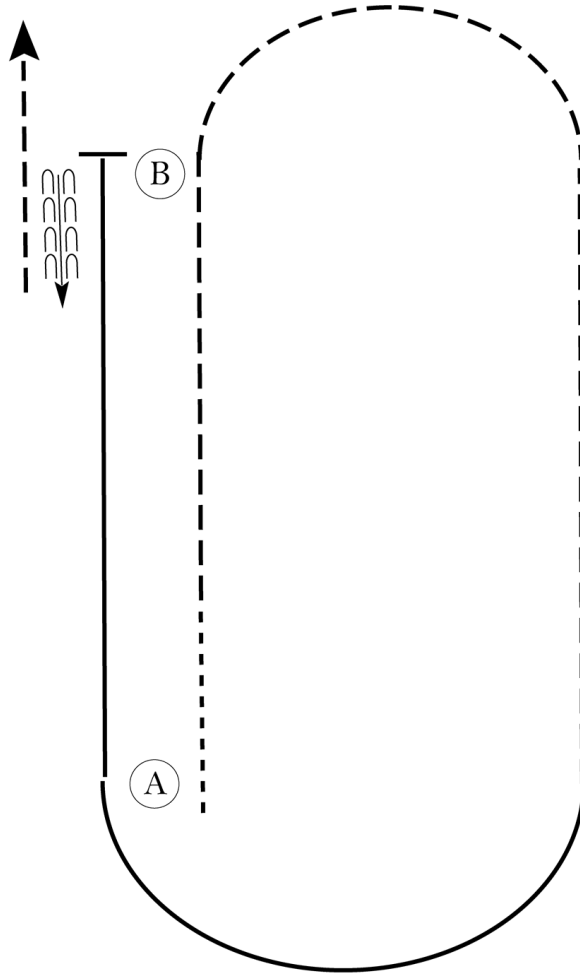
ND State Fair QH Show

All Hunt Seat EQ except W/T

Show Date: 07-22 and 23 -2022

w w w . H o r s e S h o w P a t t e r n s . c o m

w w w . H o r s e S h o w P a t t e r n s . c o m



Be ready at A.

1. Walk approximately 2 horse lengths.
2. Posting trot on the left diagonal to B and in a half circle until even with B.
3. Change diagonals and trot until even with A.
4. Canter on the right lead in a half circle and until even with B.
5. Halt and back approximately one horse length.
6. Exit pattern at a sitting trot.

Follow the instructions of your ring steward.

| | |
|---------------|-------------|
| Walk | ----- |
| Trot | - - - - - |
| Extended Trot | — — — — — |
| Canter | ————— |
| Leg Yield | |
| Lead Change | ↙ ↘ |
| Back | ← ← ← ← ← |
| Marker | ⊙ B |
| Sidepass | ← — — — — → |
| Hand Gallop | — — — — — |

[HSE/1-56]

Pattern Provided by:

Wachtel/Werner

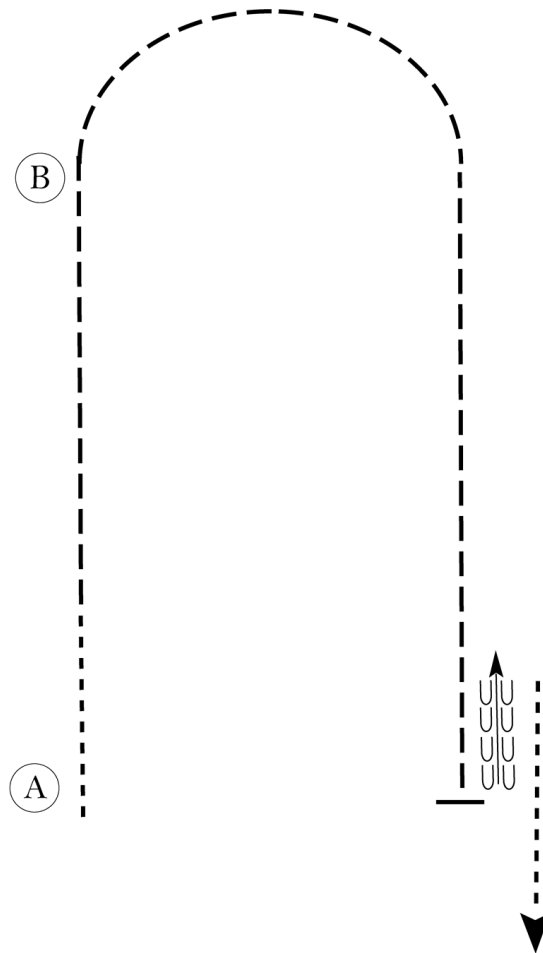
ND State Fair QH Show

Walk Trot Hunt Seat Eq

Show Date: 07-22 and 23 -2022

w w w . H o r s e S h o w P a t t e r n s . c o m

w w w . H o r s e S h o w P a t t e r n s . c o m



Be ready at A.

1. Walk approximately 2 horse lengths.
2. Posting trot on the left diagonal to B.
3. Sitting trot in a half circle until even with B.
4. Posting trot on the right diagonal until even with A.
5. Halt and back approximately one horse length.
6. Exit pattern at a walk.

Follow the instructions of your ring steward.

| | |
|---------------|-------------|
| Walk | ----- |
| Trot | - - - - - |
| Extended Trot | — — — — — |
| Canter | ————— |
| Leg Yield | |
| Lead Change | — / — |
| Back | ← ← ← ← ← |
| Marker | ⊙ |
| Sidepass | ← — — — — → |
| Hand Gallop | — — — — — |

[HSE/WT-56]

Pattern Provided by:

Wachtel/Werner

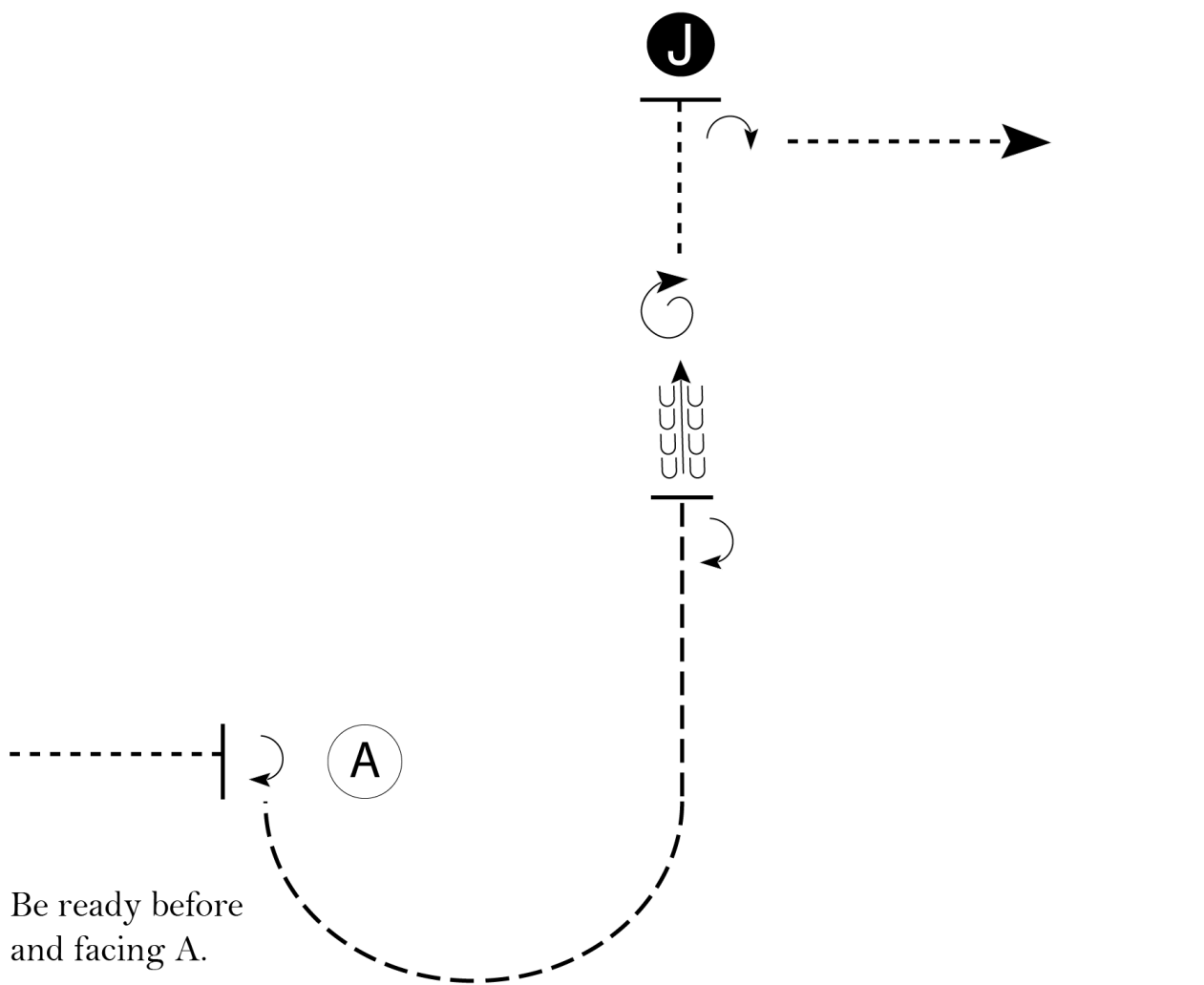
ND State Fair QH Show

Showmanship - Youth, Amat, Select

Show Date: 07-22 and 23 -2022

www.HorseShowPatterns.com

www.HorseShowPatterns.com



Be ready before and facing A.

1. Walk to A.
2. Stop and perform a 1/4 turn.
3. Trot in a half circle and halfway to Judge.
4. Stop and perform a 1/2 turn.
5. Back approximately one horse length.
6. Perform a 1 1/2 turn.
7. Walk to judge and set up for inspection.
8. When dismissed, perform a 1/4 turn and walk straight away from Judge.

| | |
|---------------|-----------|
| Walk | ----- |
| Trot | - - - - - |
| Back | ← |
| Marker | Ⓟ |
| Judge | Ⓝ |

Follow the instructions of your ring steward.

[S/2-82]

Pattern Provided by:
Wachtel/Werner

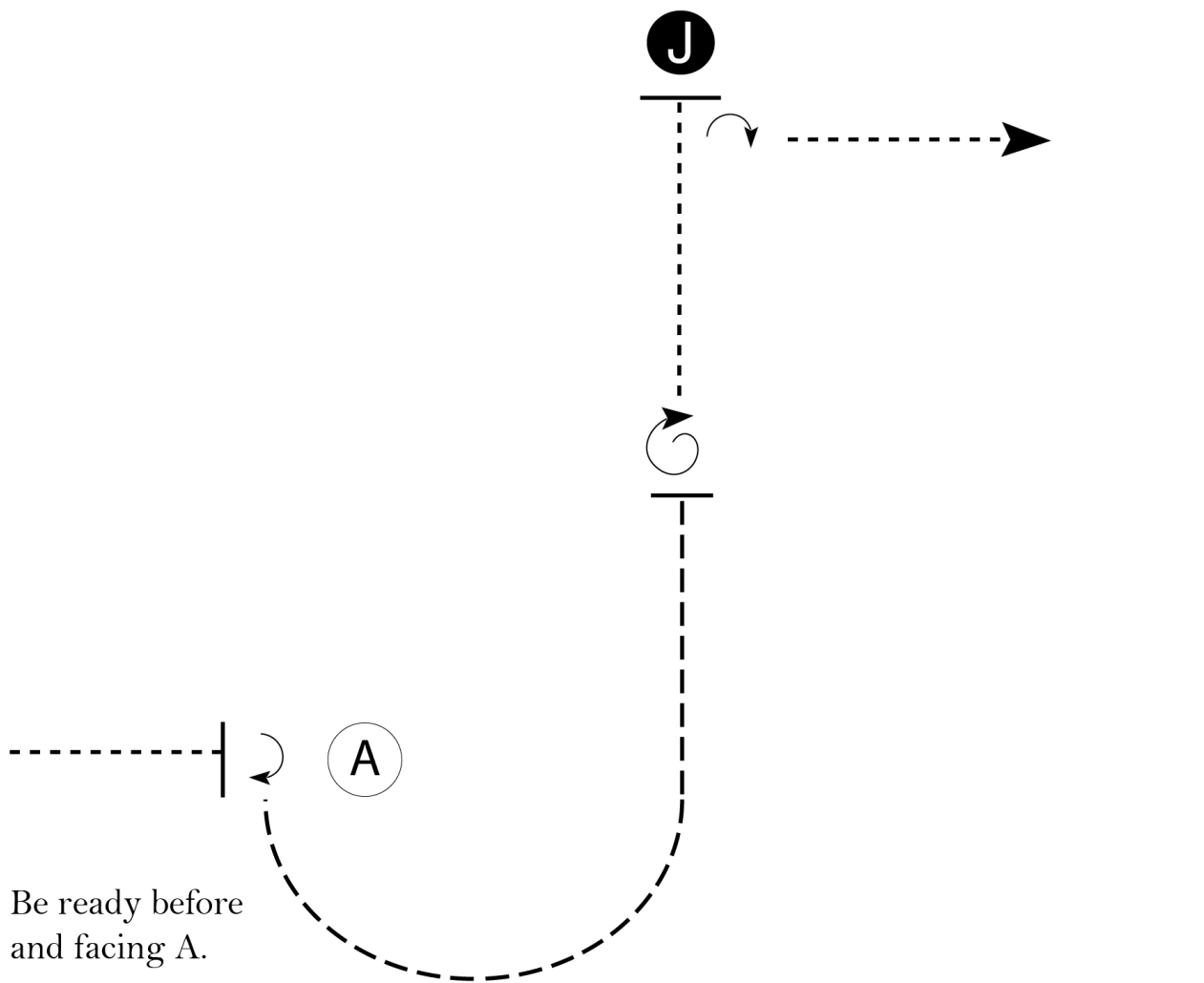
ND State Fair QH Show

Showmanship - Level 1 Classes

Show Date: 07-22 and 23 -2022

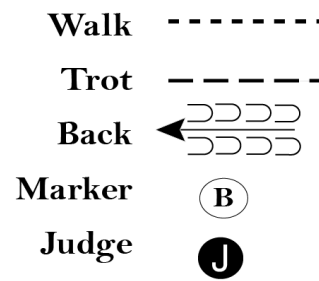
w w w . H o r s e S h o w P a t t e r n s . c o m

w w w . H o r s e S h o w P a t t e r n s . c o m



Be ready before and facing A.

1. Walk to A.
2. Stop and perform a 1/4 turn.
3. Trot in a half circle and halfway to Judge.
4. Stop and perform a full (360 degree) turn.
5. Walk to judge and set up for inspection.
6. When dismissed, perform a 1/4 turn and walk straight away from Judge.



Follow the instructions of your ring steward.

[S/1-82]

Pattern Provided by:

Wachtel/Werner

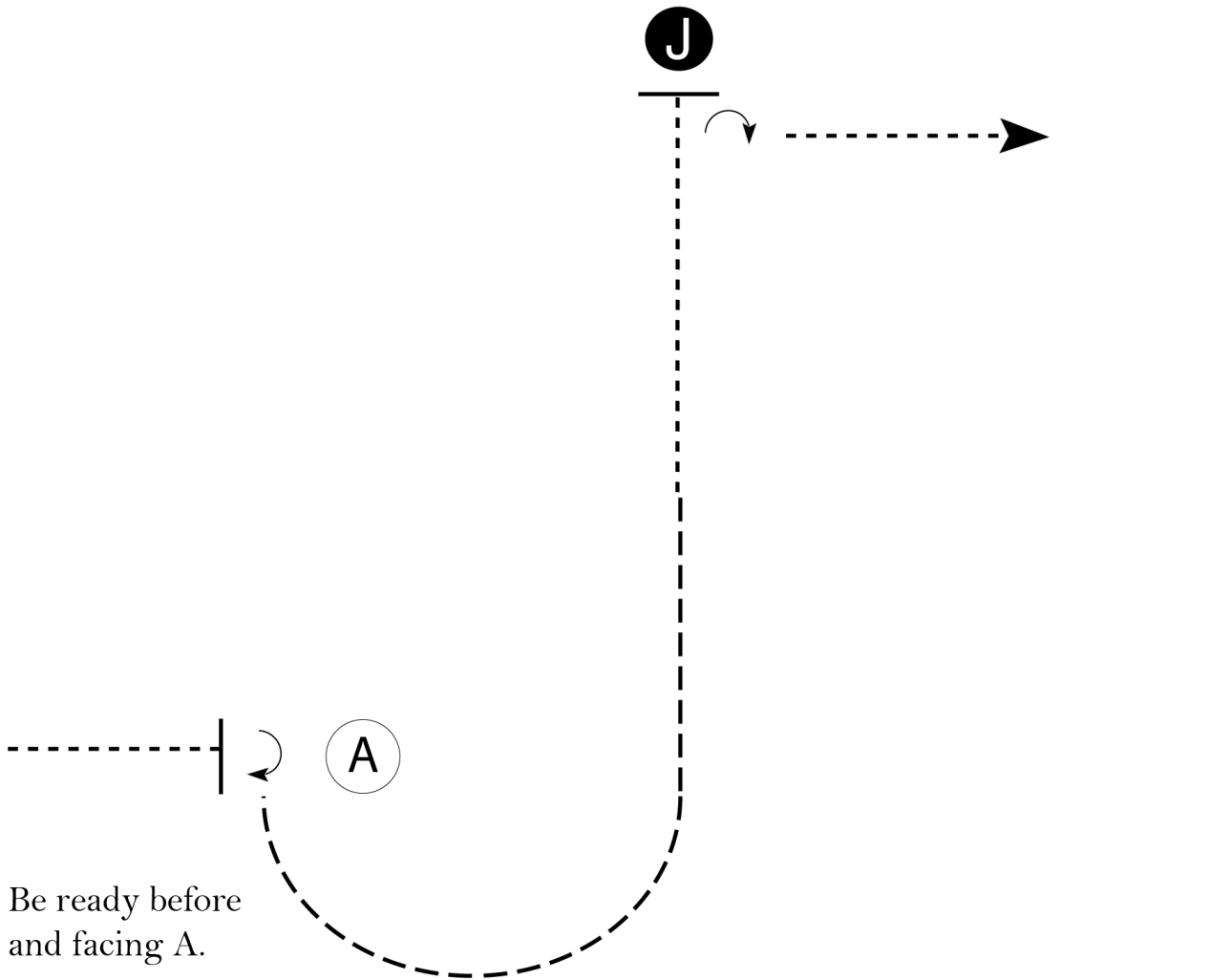
ND State Fair QH Show

Showmanship - Small Fry

Show Date: 07-22 and 23 -2022

w w w . H o r s e S h o w P a t t e r n s . c o m

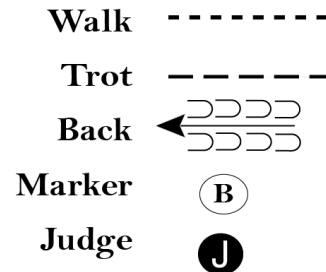
w w w . H o r s e S h o w P a t t e r n s . c o m



Be ready before and facing A.

1. Walk to A.
2. Stop and perform a 1/4 turn.
3. Trot in a half circle and halfway to Judge..
4. Walk to judge and set up for inspection.
5. When dismissed, perform a 1/4 turn and walk straight away from Judge.

Follow the instructions of your ring steward.



[S/WT-82]

Pattern Provided by:

Wachtel/Werner

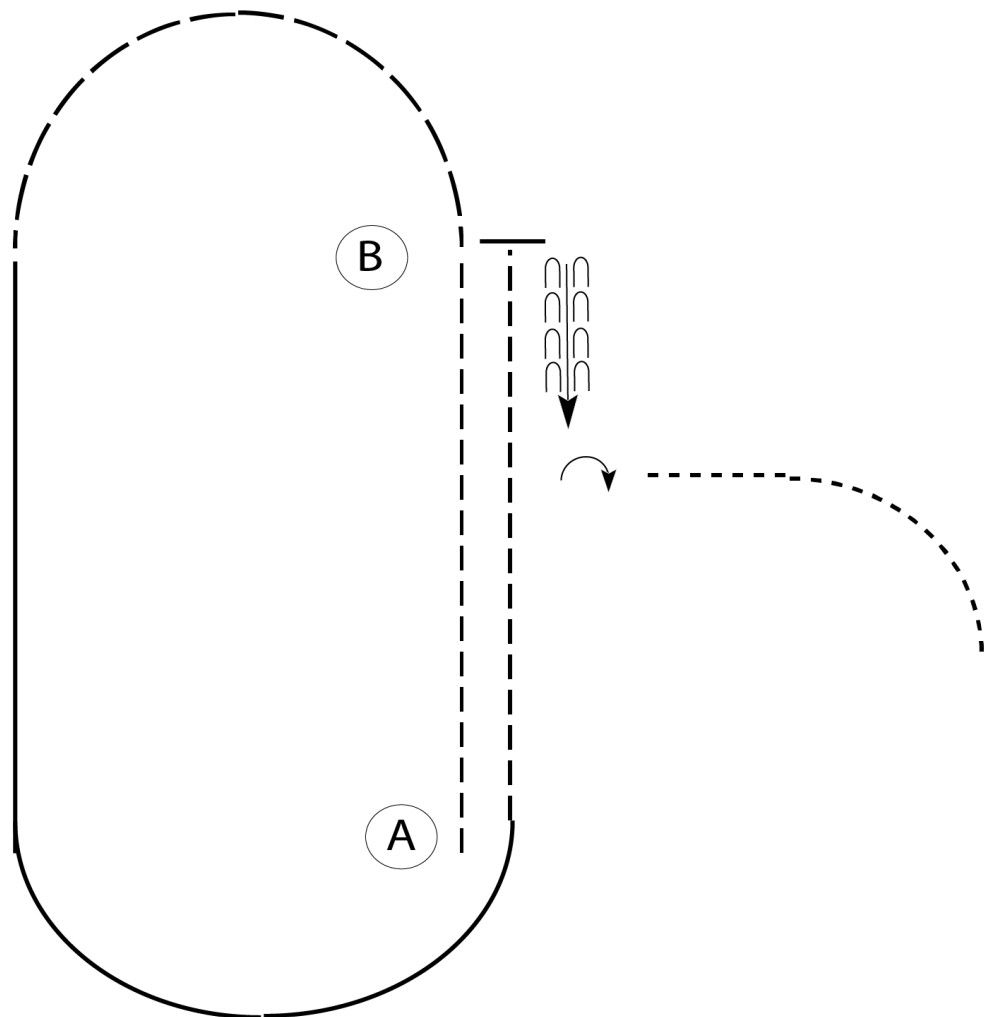
ND State Fair QH Show

Horsemanship - Level 1

Show Date: 07-22 and 23 -2022

w w w . H o r s e S h o w P a t t e r n s . c o m

w w w . H o r s e S h o w P a t t e r n s . c o m



Be ready at A.

1. Jog from A to B.
2. Extend the jog in a half circle.
3. Lope on the left lead until even with A.
4. Jog to B.
5. Stop, back one horse length and perform a 90 degree turn to the right.
6. Pattern is complete. Exit at the walk.

| | |
|--------------|-----------|
| Walk | ----- |
| Jog | - - - - - |
| Extended Jog | — — — — |
| Lope | |
| Lead Change | — / — |
| Back | ← — — — — |
| Marker | ⓑ |

[WH/1-109]

Pattern Provided by:
Wachtel/Werner

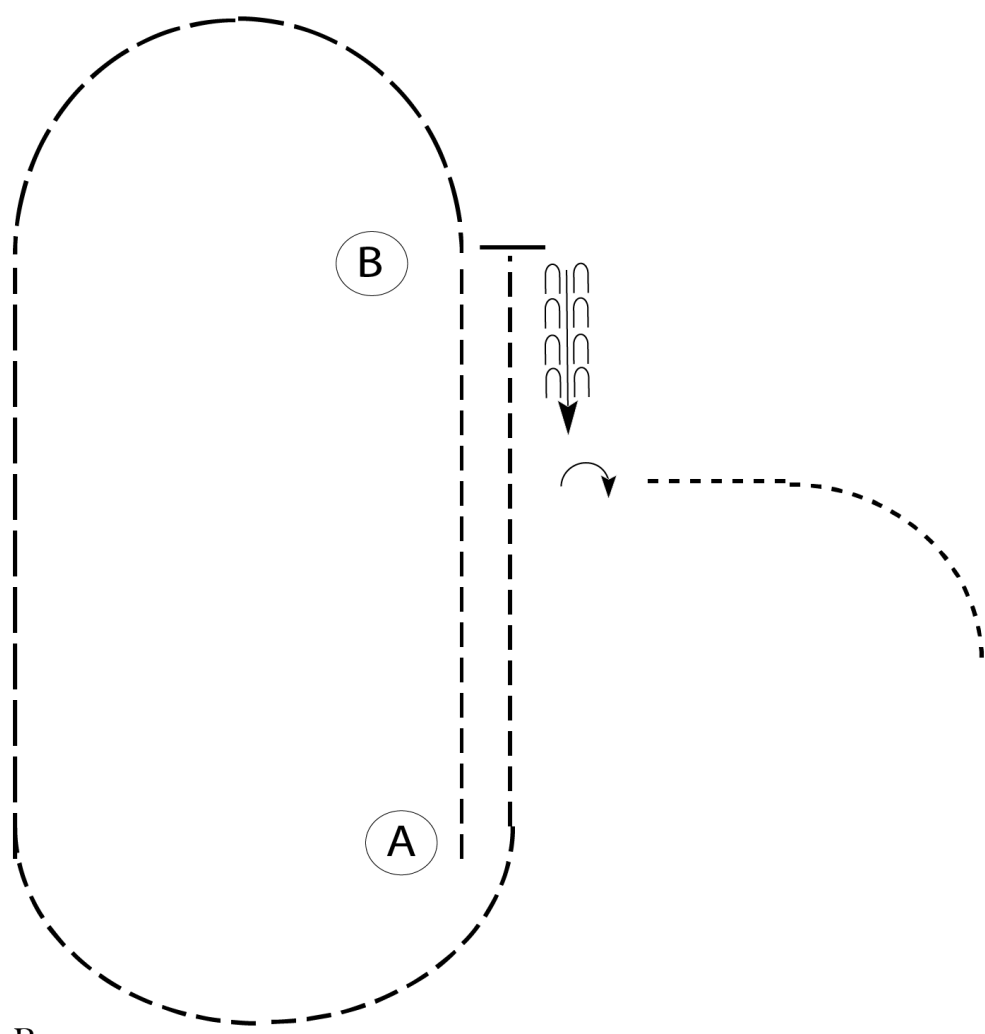
ND State Fair QH Show

Horsemanship - Small Fry

Show Date: 07-22 and 23 -2022

w w w . H o r s e S h o w P a t t e r n s . c o m

w w w . H o r s e S h o w P a t t e r n s . c o m



Be ready at A.

1. Jog from A to B.
2. Extend the jog in a half circle.
3. Continue the extended jog on a straight line until even with A.
4. Jog a half circle then a straight line to B.
5. Stop, back one horse length and perform a 90 degree turn to the right.
6. Pattern is complete. Exit at the walk.

| | |
|--------------|-----------|
| Walk | ----- |
| Jog | - - - - - |
| Extended Jog | — — — — |
| Lope | |
| Lead Change | — / — |
| Back | ← C C C C |
| Marker | ⓑ |

[WH/WT-109]

Pattern Provided by:
Wachtel/Werner

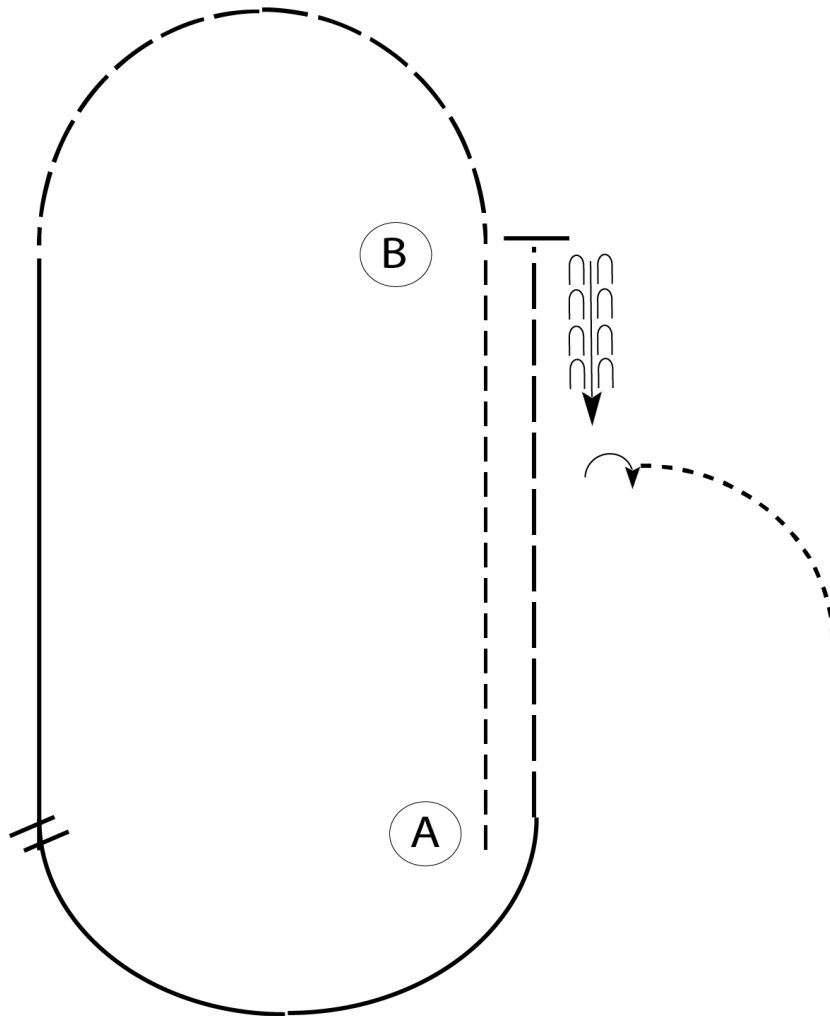
ND State Fair QH Show

Horsemanship - Youth, Amat, Select

Show Date: 07-22 and 23 -2022

w w w . H o r s e S h o w P a t t e r n s . c o m

w w w . H o r s e S h o w P a t t e r n s . c o m



Be ready at A.

1. Jog from A to B.
2. Extend the jog in a half circle.
3. Lope on the right lead until even with A.
4. Perform a simple lead change.
5. Lope on the left lead until even with A.
6. Extend the jog to B.
7. Stop, back one horse length and perform a 90 degree turn to the right.
8. Pattern is complete. Exit at the walk

| | |
|--------------|-----------|
| Walk | ----- |
| Jog | - - - - - |
| Extended Jog | — — — — |
| Lope | — — — — |
| Lead Change | — / — |
| Back | ← — — — — |
| Marker | ⓑ |

[WH/2-109]

Pattern Provided by:

Wachtel/Werner

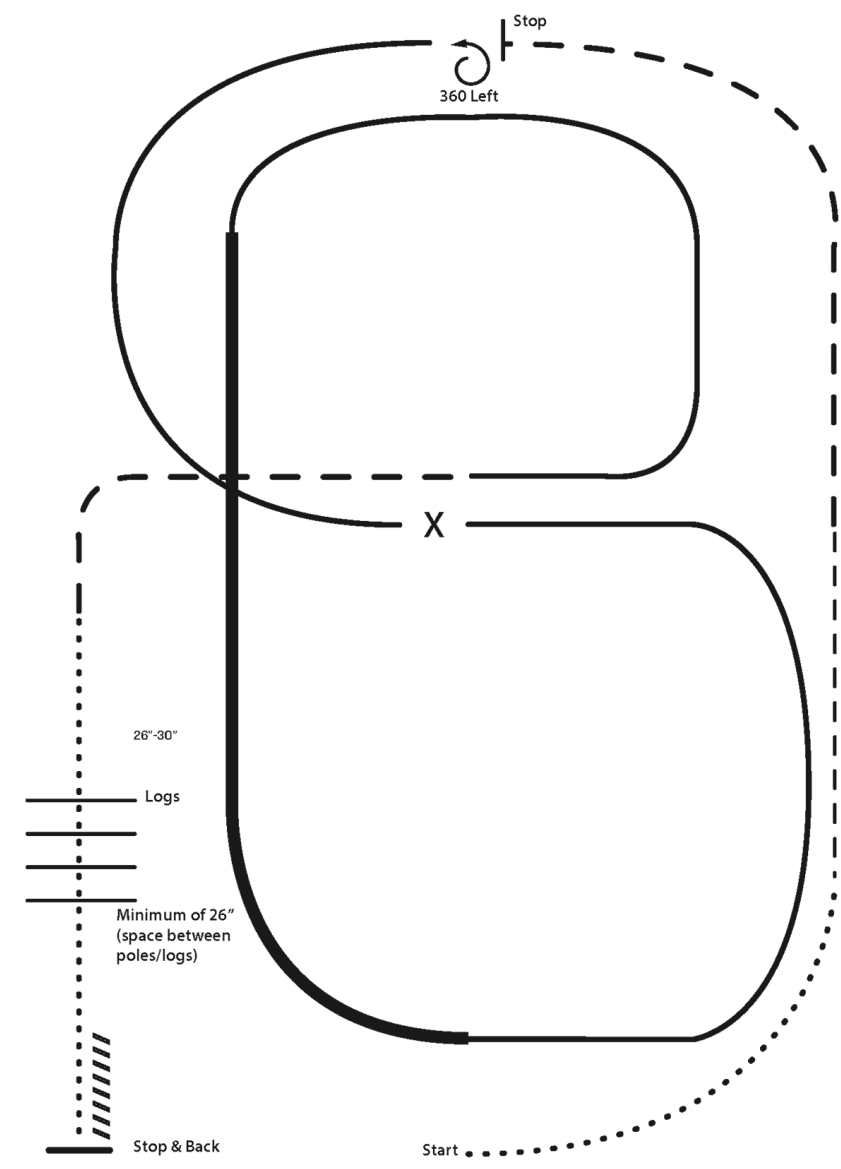
ND State Fair QH Show

Ranch Riding - Rookie, Level 1

Show Date: 07-22 and 23 -2022

www.HorseShowPatterns.com

www.HorseShowPatterns.com



- X Lead Change
- Walk
- - - Trot
- - - Ext Trot
- — — Lope
- — — Ext Lope
- /////// Back

1. Walk
2. Trot
3. Extend the trot, at the top of the arena ,stop
4. 360 degree turn to the left
5. Left lead 1/2 circle, lope to the center
6. Change leads (simple or flying)
7. Right lead 1/2 circle
8. Extended lope up the long side of the arena (right lead)
9. Collect back to a lope around the top of the arena and back to center
10. Break down to an extended trot
11. Walk over logs
12. Stop and back

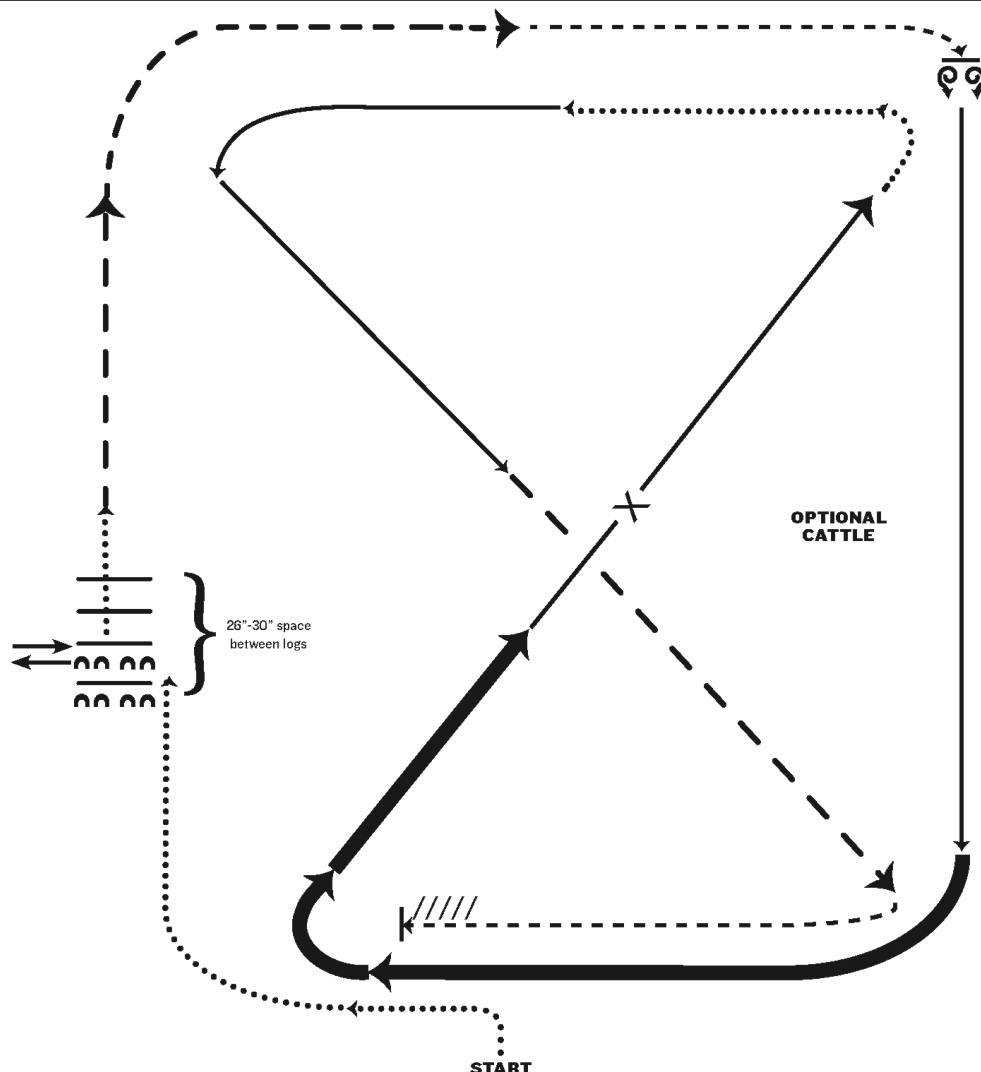
[RR/AQHA-1]

Pattern Provided by:
Wachtel/Werner

ND State Fair QH Show

Ranch Riding (Ranch Riding - Open, Amat., and Youth)

Show Date: 07-22 and 23 -2022



1. Walk
2. Side pass left across first log, side pass 1/2 way to right
3. Walk across logs
4. Extended trot
5. Trot
6. Stop, 360 degree turn each direction (either direction 1st) (L-R or R-L)
7. Lope right lead
8. Extended lope (right lead)
9. Collect lope, change leads (simple or flying)
10. Walk
11. Lope left lead
12. Extended trot
13. Trot
14. Stop and back

Note: The drawn description of this pattern is only intended for the general depiction of the pattern. Exhibitors should utilize the arena space to best exhibit their horses.

[RR/AQHA-8]

Pattern Provided by:

Wachtel/Werner

www.HorseShowPatterns.com

www.HorseShowPatterns.com